


Connect Dynamics 365 Business Central with anything.

data sources


pick any data source



triggers

choose when you want to integrate

- ✓ Real-time
- ✓ Change Tracked
- ✓ Manual



- ✓ External Call
- ✓ Scheduled
- ✓ We Service / API

transform

transform your data


- ✓ Entity Lookups
- ✓ Calculations
- ✓ SQL Lookups

- ✓ Date Formula
- ✓ Translation Tables
- ✓ Scripting Options

- ✓ Rolling Columns
- ✓ Pre-run Validation
- ✓ Chained Maps

destinations

move to any destination



Integrate any source to any destination with SmartConnect.

Easy mapping interface allows you to select or drag and drop to create integrations.

Error handling, so you know if integrations succeeded or failed.

Trigger and automate when you choose.

API access to hundreds of REST based API's.

Excel Add-in: Push data into Salesforce from Excel with the push of a button.

Parallel processing for faster bulk integrations.

Integrate with all your D365 Business Central data via OData, Services, and APIs.

Connect D365 Business Central with your CRM, eCommerce, inventory, support, marketing apps and more.

Enterprise iPaaS features. Mid-market pricing. Unlimited integrations.

Virtual Integration & End User Reporting.

Built for Dynamics 365 Business Central + more.

Embed & Display your Data in Other Systems (Virtual Integration)

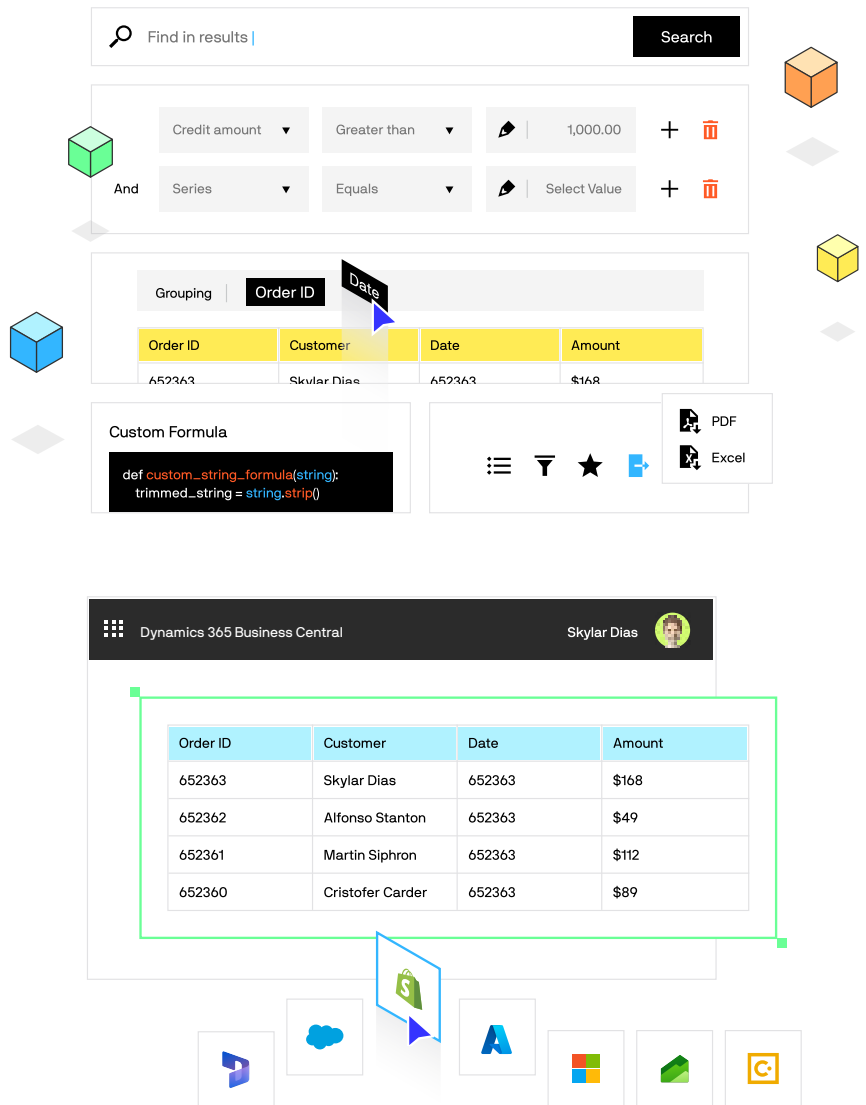
Get a complete view of what's happening with your customer with Virtual Integration. Display your ERP, CRM, helpdesk, eCommerce, inventory system data and more, inside the system you like to work in.

Access your Data Details with User-Driven Reporting

Popdock gives you a universal interface to filter and work with all your data. You won't have to learn a new reporting tool for every system you use or call on IT. Turn on options for end-users to search, filter, add/remove columns, group/subgroup, and quickly create charts.

Any one can be a data scientist with Popdock + PowerBI

Simplify how you prepare your data to be used in your PowerBI report. Merge, join, compare, summarize, group and use advanced filtering for format your source, then create a Popdock API endpoint with one click to use in PowerBI.



The screenshot displays the Popdock interface within a Dynamics 365 Business Central environment. At the top, there is a search bar with the text "Find in results |" and a "Search" button. Below this, there are filter controls for "Credit amount" (Greater than 1,000.00) and "Series" (Equals Select Value). A table shows data with columns for Order ID, Customer, Date, and Amount. A "Custom Formula" section contains the code: `def custom_string_formula(string): trimmed_string = string.strip()`. On the right, there are icons for PDF and Excel. At the bottom, there are icons for various integration services like PowerBI, Azure, and others.

Order ID	Customer	Date	Amount
A523A3	Skylar Dias	A523A3	\$168

Connect to all D365 Business Central data.

Combine data and share reports without involving IT.

Configure reports & virtual integration in minutes, not weeks.